2026

Application Information

RIDEOLOGY THE APP KX2

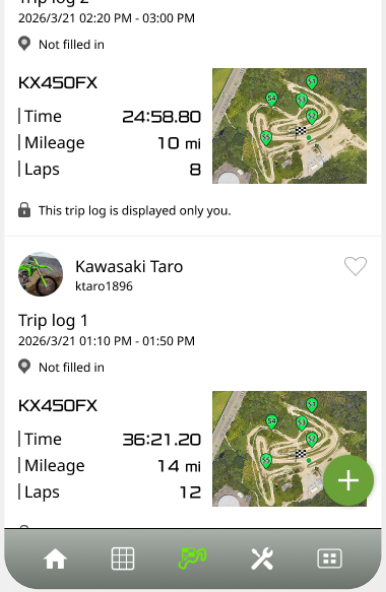

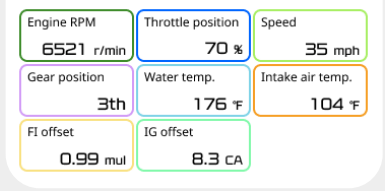

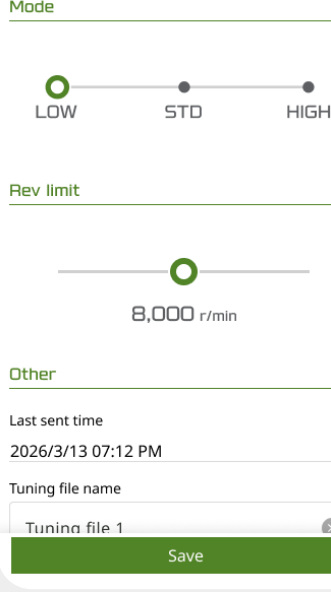

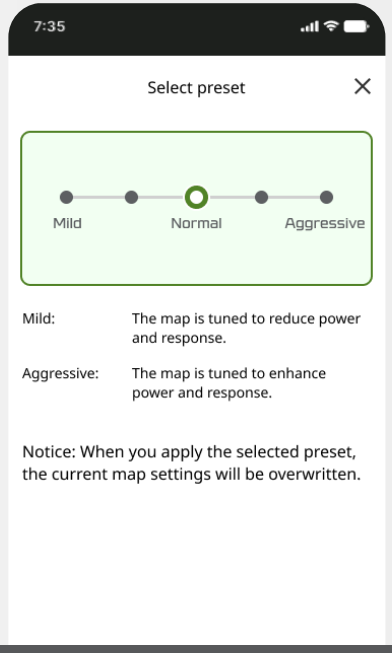

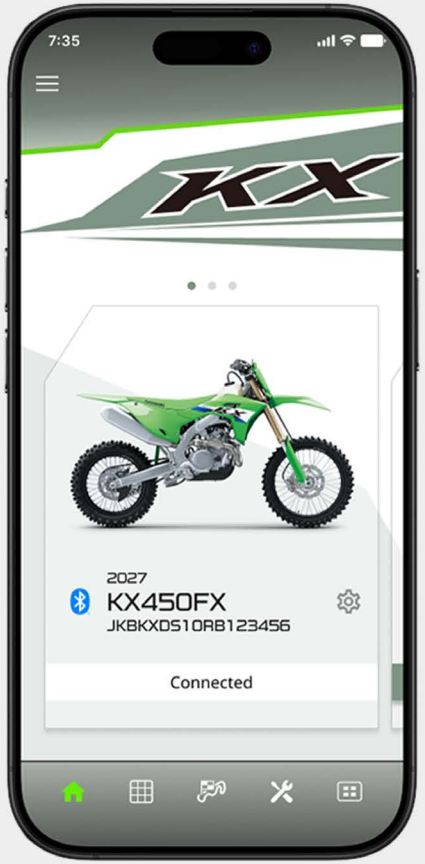

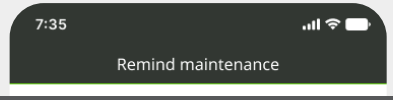



Kawasaki
Let the Good Times Roll

CONCEPT

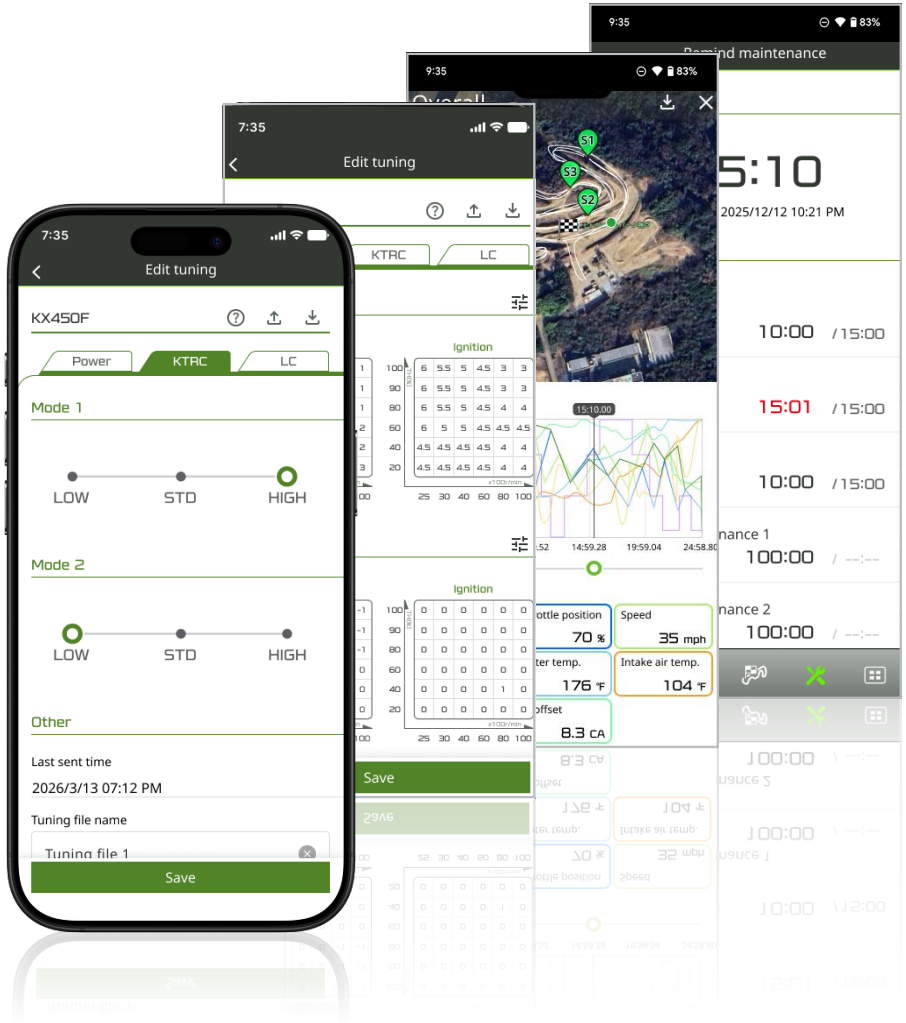

RIDEOLOGY THE APP KX2: HELPING KX* RIDERS ACHIEVE FASTER LAP TIMES

With new functions and an updated user interface, RIDEOLOGY THE APP KX2 delivers even greater tuning capability and convenience.

The new app significantly enhances tuning capabilities by adding new preset maps that complement the engine tuning function. With intuitive operation, users can now easily change mapping characteristics. Furthermore, traction control and launch control settings can now be adjusted directly within the app, enabling quicker, more responsive setups suited to the track and riding conditions.

A new trip log function has also been added. Linked with the machine's GPS, it allows riders to create track maps and even set up sections within the app. During off-road riding, the app records data such as gear position, engine rpm, and coolant temperature, which can be reviewed. Additionally, once the rider has set a starting point (and section points) after the ride, the app can calculate lap times for review. As before, the app includes a monitoring function that displays real-time machine status. When combined with data obtained through the tuning and trip log functions, it offers highly practical support when making adjustments.

CONCEPT

Maintenance management has also been enhanced. With an hour meter function linked to the ECU, the app allows riders to track engine running hours to more effectively manage maintenance timing. A notification feature helps riders maintain optimal machine condition.

Other useful features include an information guide for engine tuning and suspension setup advice—helpful for users with limited tuning or maintenance experience.

With its new intuitive interface, RIDEOLOGY THE APP KX2 offers smarter, more efficient tuning, making it a powerful tool for riders aiming for the top of the podium.

*As of July 2026, compatible models are limited to the 2027 KX450F, KX450FX, KX327X and KX327.

AT A GLANCE

NEW

Maximise your engine performance from the palm of your hand

〔Engine Tuning〕

For simple engine tuning, riders can intuitively select from five preconfigured “Preset Maps” to suit their desired settings. For more advanced tuning, riders can edit any of the maps to suit conditions and preference.

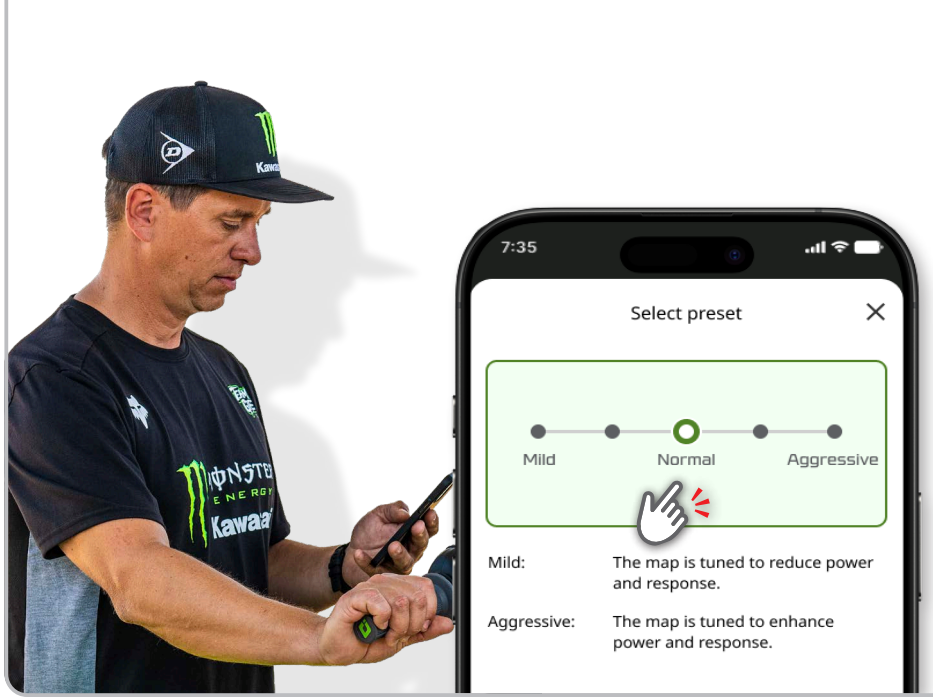

NEW

Fine-tuned power delivery at your fingertips

〔Traction Control Selection / Launch Control Selection〕

Traction control and launch control settings can be controlled in the app. Each item can be adjusted and saved individually, allowing riders to easily fine-tune their setup to suit different off-road tracks and conditions.

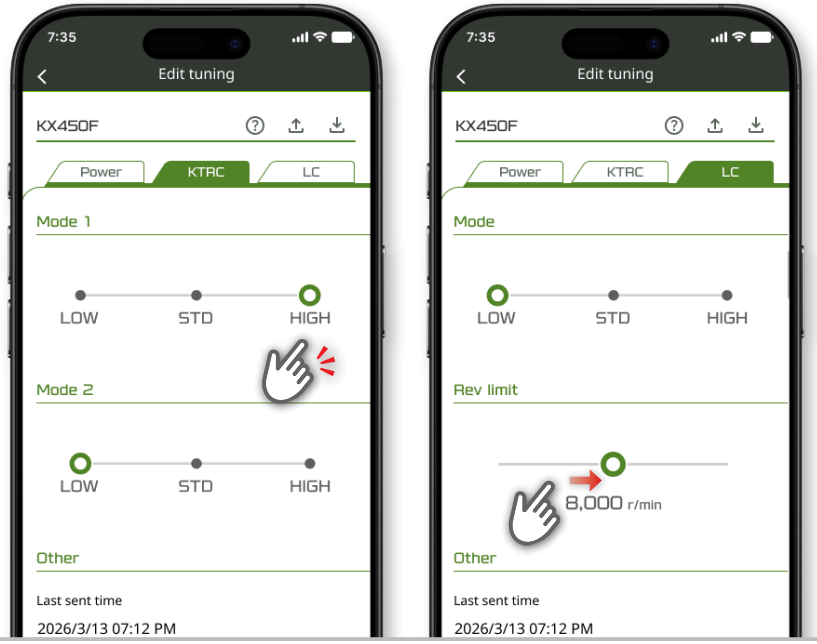

AT A GLANCE

NEW

Review your riding performance

〔Trip Logs〕

Using data from the machine's GPS, the trip log function allows riders to create track maps and analyse their performance. After riding, riders can use downloaded GPS data to set up the track start/finish points as well as sections. The app also downloads the KX's running data, allowing riders to review their performance in detail.



Understand what's happening inside your KX

〔Monitoring〕

The real-time monitoring function allows riders to check the machine's status at any time. When combined with the tuning and trip log functions, it contributes to more efficient setup and maintenance work.



*Image may vary from actual product

AT A GLANCE

NEW

Maintenance management

〔Maintenance Reminder〕

Engine running hours can now be checked directly within the app. This feature helps riders keep track of part replacement and maintenance intervals, supporting optimal KX condition management.

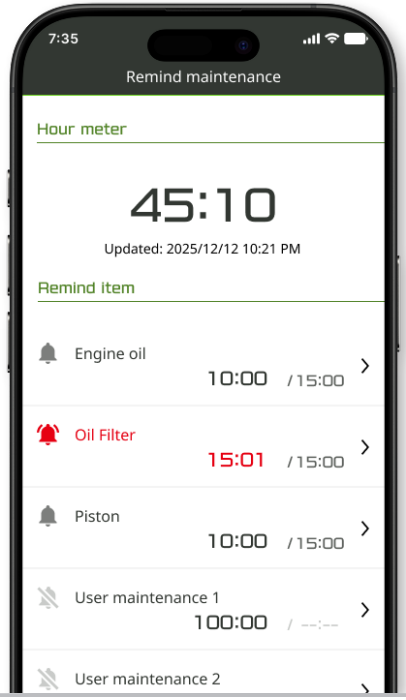



NEW

Find the ideal setup with confidence

〔Information Guide / Suspension Tuning Advice〕

An Information Guide for the engine tuning, available in the “Edit Mapping” section offers advice about engine map selection. In “Settings” riders can also find suspension setup advice. These features help riders perform tuning and maintenance smoothly and efficiently.

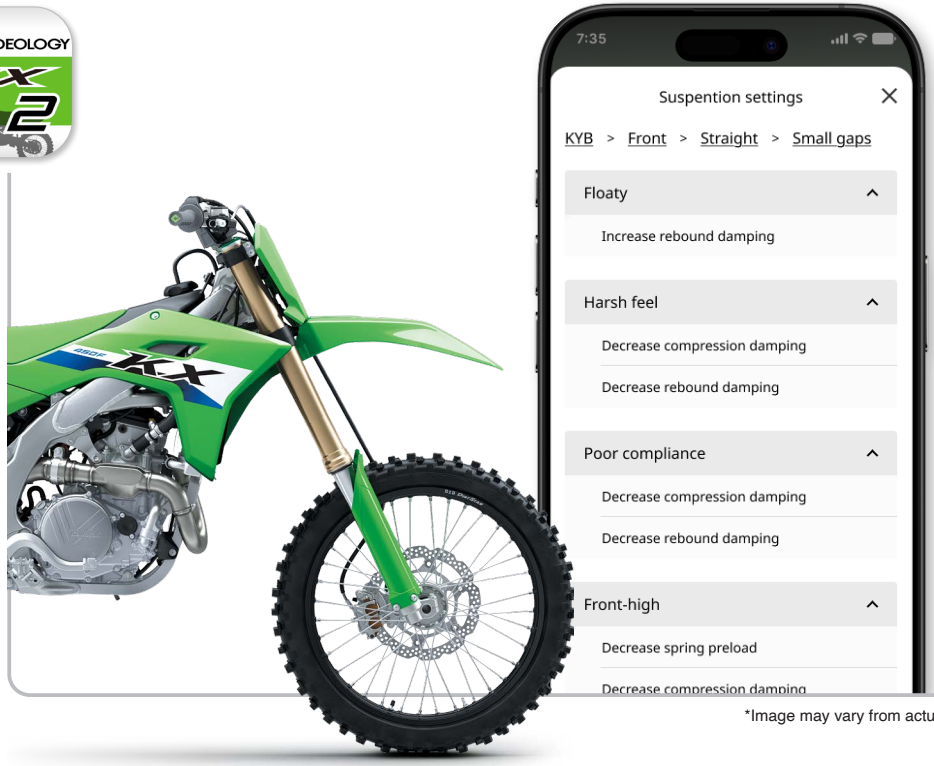

*Image may vary from actual product

FUNCTIONS

TUNING

Engine Tuning

The KX offers two engine maps, both of which are set to the Normal (standard) setting initially. Using the app, riders can update these maps to suit track conditions and preferences. There are two main methods for engine map tuning. Riders can select from the intuitive “Preset Map” menu which allows riders to select from ready-made settings easily. For more advanced tuning, riders can use “Edit Mapping,” which enables fine adjustments of fuel volume and ignition timing on a pair of 6×6 grids.

* In “Preset Maps,” riders can choose from five presets ranging from “Mild” to “Aggressive.” According to the selected preset, the predefined fuel injection and ignition timing settings are automatically applied. *1
* The further down the scale toward Mild, the milder the throttle response; the further up the scale toward Aggressive, the more aggressive the response becomes.

  Mild: Offers a gentler power delivery relative to throttle input, effective in muddy conditions or on technical sections.

  Aggressive: Provides a sharper and more powerful response to throttle input, effective on hard surfaces or jump sections.

  Normal: The default map offers throttle response midway between the above settings.
* Each preset setting reflects Kawasaki’s technology and experience cultivated through years of KX development and motocross racing.
* Riders may opt to use the preset maps as is, or once familiar with the process and ready for more advanced tuning any of the preset base maps can be calibrated within the app. This allows step-by-step use according to their skill level.
* Once a preset map has been selected from the menu, riders can opt to calibrate it by toggling to the grid view. This pulls up a pair of 6x6 grids that allows the fuel volume and ignition timing of the selected preset map to be adjusted. *2
* An Information Guide is available on the grid view. It provides useful reference information for riders who are less familiar with FI settings.
* Edited maps can be sent to the KX while paired, or saved to the smartphone for later use.
* Maps can be individually named and appear in the Map LIST within the app, making it easy to find the right map for the riding conditions at hand.

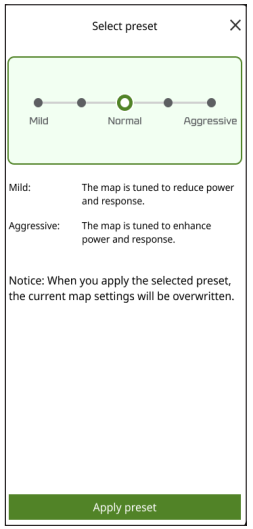

*1

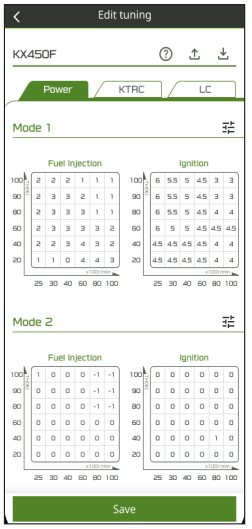

*2

FUNCTIONS

TUNING

Traction Control Selection

The traction (T) button on the left handlebar allows riders to toggle between traction control modes (Mode 1 / Mode 2 / OFF).
The vehicle's initial factory settings have both modes set to STD.
By using the app, riders can configure the intervention levels for Mode 1 and Mode 2. It is important to note that intervention levels cannot be set directly from the vehicle itself.

* For each mode, riders can select the intervention level from "LOW–STD–HIGH."

  LOW: Minimal intervention for more direct acceleration.

  STD: Default setting that offers a balance between stability and acceleration.

  HIGH: Stronger intervention to reduce wheel slip and provide greater confidence.

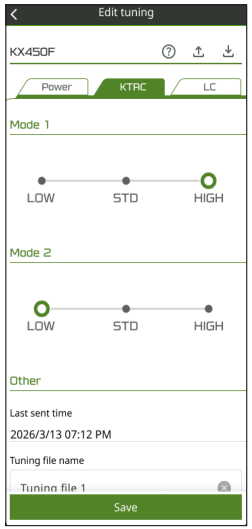

Launch Control Selection

The KX's Launch Control Mode can be activated using the handlebar buttons, but in the app, riders can select from three levels of intervention as well as set the rev limit. These settings can be adjusted intuitively with an on-screen slider to suit the course and surface conditions.

* In the app, riders can adjust the launch control intervention level, selecting from "LOW–STD–HIGH".

  LOW: Ignition retard and traction control intervention are kept to a minimum, providing the most direct power delivery to the rear wheel. Best suited to hard surfaces with high grip.

  STD: Balances ignition retard and traction control intervention for both stability and acceleration. Effective across a wide range of conditions, from generally firm surfaces to slightly soft terrain.

  HIGH: Ignition retard and traction control intervention are at their highest levels, providing stable acceleration at the start. Effective in low-grip conditions such as mud.

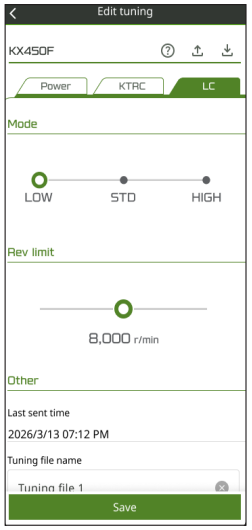

* Riders may also set the rev limit (maximum engine rpm) for launch using the intuitive slide control. At the start, engine speed will not rise above the set rpm even with the throttle held open, allowing full-throttle starts with stable clutch engagement and optimal traction. This enables riders to focus entirely on the timing of the start gate. Should the rider so desire, the rev-limit setting can be turned off in the app.

FUNCTIONS

DATA RECORDING & MANAGEMENT

Trip Logs

In RIDEOLOGY THE APP KX2, the app also uses information from the GPS unit mounted on the KX's front fender. The rider's path is recorded, allowing riders to create track maps and even set up sections within the app. From the recorded track map, riders can view machine data such as gear position, engine rpm, coolant temperature, and lap times on the app immediately after the ride. This enables riders to check machine conditions and lap times as numerical data, using the information for riding analysis and tuning adjustments. Trip logs can also be shared online, allowing riders to reference logs published by other KX users.

* When the "+" button is tapped on the Trip Log screen, the app connects to the KX via Wi-Fi and begins acquiring data.
* The acquired data can be viewed on the Trip Log screen. It is also possible to filter the types of data displayed.*3-4
* The data that can be viewed is as follows. Summary data includes lap count, distance travelled, and running time. More detailed data includes speed (from the vehicle mounted GPS), engine rpm, gear position, throttle position, coolant temperature, intake air temperature, FI offset, and IG offset.*5
* Off-road track and terrain data are sourced from Google Maps and can be viewed within the app using satellite imagery.

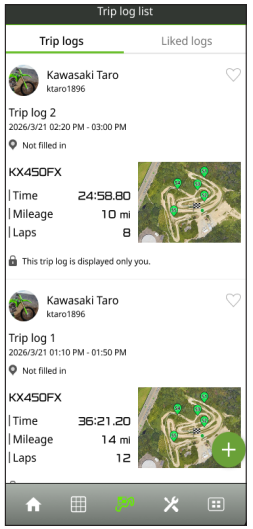

*3

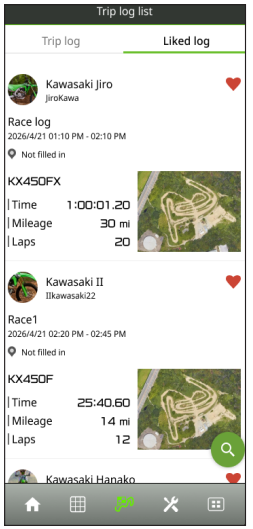

*4

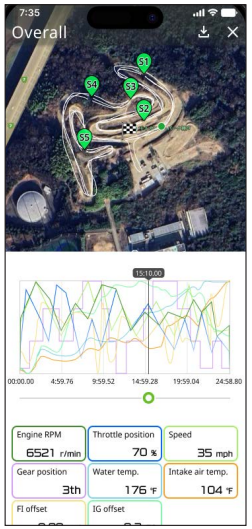

*5

FUNCTIONS

DATA RECORDING & MANAGEMENT

* Once the GPS and machine data have been downloaded after riding, riders can use the custom circuit track feature to create track maps and set sections on the app's satellite view based on the lines they rode. Start, finish, and section points can be designated by placing pins on the map. Tapping any point on the track map allows riders to view the data recorded at that specific location. This feature makes it possible to check the number of laps completed as well as lap times.
* On the data review screen, the track map, trend graph, and numerical information for each data item are displayed, allowing riders to intuitively check data based on riding position and time.







Communication (Sharing)

With the Trip Log function in RIDEOLOGY THE APP KX2, users can save the line data of their rides and share it with other users. This makes it easy to find riders who use the same model or have ridden the same course, helping users gain useful riding tips.

* After the ride is finished and a Trip Log is saved, it can be edited before sharing. The items that can be edited are the log name and the name of the course ridden.
* The Trip Log data to be shared can be selected freely, but it is not possible to specify and share only certain information within a trip log.
* To protect user privacy, it is also possible to set the app not to share any information.

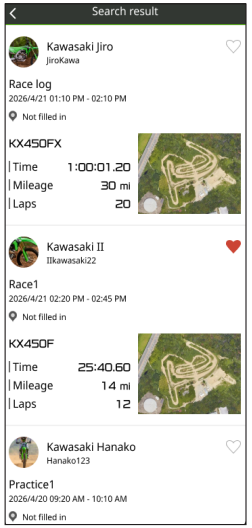

FUNCTIONS

REAL-TIME MONITORING

Monitoring

This function displays the machine’s status in real time, giving riders a comprehensive understanding of its operating conditions. When used together with the tuning and trip log functions, it contributes to more efficient setup and maintenance work in the pit.

* Tapping the “Monitor” tab at the top right of the app’s main screen displays the data.
* The data that can be displayed includes gear position, engine rpm, throttle position, coolant temperature, intake air temperature, machine battery voltage, selected Power Mode (1 / 2), selected KTRC Mode (OFF / Mode 1 / Mode 2) and Launch Control Mode setting (OFF / ON).
* This feature is particularly useful when adjusting the idling speed in the pits.

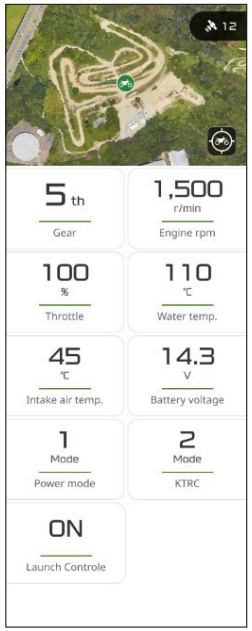

FUNCTIONS

MAINTENANCE

Maintenance Reminder

The maintenance reminder function enables maintenance timing to be checked in the app. It tracks running time based on engine operating hours obtained directly from the ECU—more accurate than an external hour meter that detects vibration from the chassis—enabling users to confirm the precise timing for maintenance. This enhances maintenance accuracy and supports more efficient servicing.

* When “Maintenance” is tapped on the app’s main screen, the Total Running Time and a list of the maintenance management items are displayed. Up to six items can be tracked. Engine Oil, Oil Filter, and Piston are preset by default, but the remaining three can be freely named and managed by the user (for example, Front Fork Oil or Brake Fluid).

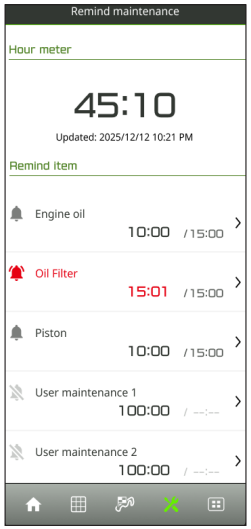

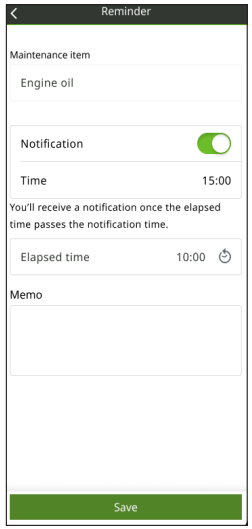

FUNCTIONS

SETTINGS

Settings

New items have been added to the settings menu. In addition to the basic app settings and tutorial, “Suspension Setup” is now available. This allows users to instantly check information useful for suspension tuning.

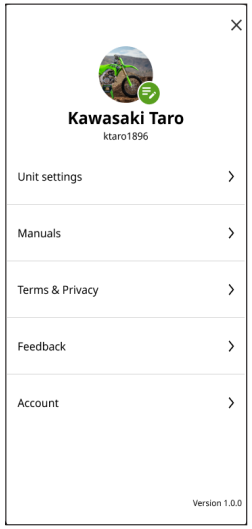

* When the “Settings” button on the app’s main screen is tapped, a list of items appears. The following items are displayed:
  Terms of Use, Manual, Privacy Notice, FAQ, Feedback, Units Setting …
* Within the Manual, the Suspension Setup Advice feature provides guidance on how to adjust the suspension in response to handling issues encountered during riding, such as reducing rebound when excessive bouncing occurs after landing a jump, as well as numerical data related to setup adjustments. All information can be viewed in text format.

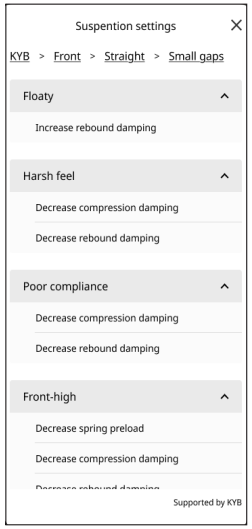

VERSION INFORMATION

App Name	RIDEOLOGY THE APP KX2
Offered by	Kawasaki Motors, Ltd.
Category	Entertainment
Compatibility	iPhone: iOS 17.0 or later Android: Android 14.0 or later
Languages	English, Japanese
Price	Free
Copyright	© 2026 Kawasaki Motors, Ltd.

*Data transmission charges will be incurred separately for downloading and using this application and will be borne by the customer (including additional data charges incurred when updating the application, or reconfiguring the application if it does not work properly).

*This application is not an updated version of “RIDEOLOGY THE APP KX;” it is a completely separate version. As the supported models and available functions differ, please refer to the official Kawasaki Connect website for detailed information.